

LinkedIn Learning

What is LinkedIn Learning?

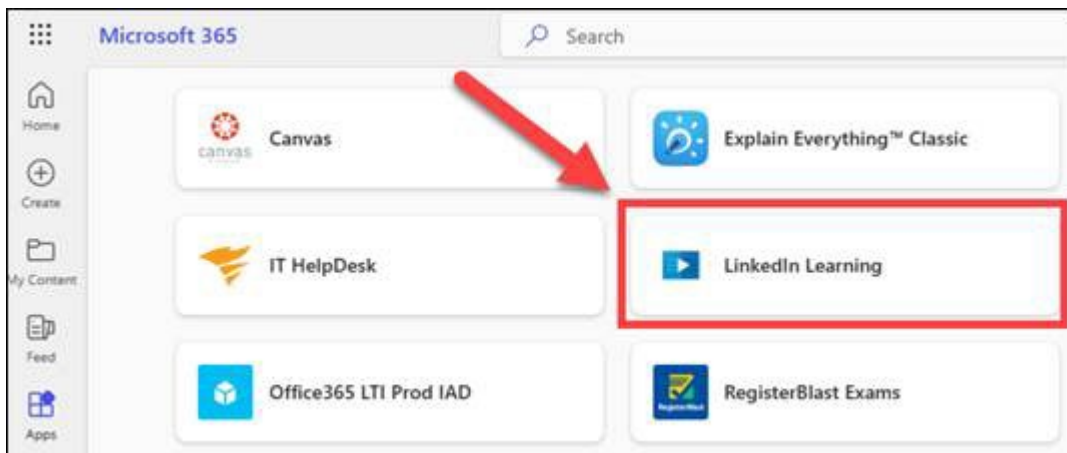
LinkedIn Learning is a platform for individuals to acquire new skills, enhance their existing expertise, and stay current in rapidly evolving industries. With its vast library of courses and expert-led content, it empowers learners to tailor their education to their specific career goals, fostering continuous personal and professional development. Additionally, it also serves as a valuable resource for organizations, aiding in employee skill development and talent retention. LinkedIn Learning's emphasis on accessibility and convenience further underlines its significance as a tool for fostering lifelong learning and career advancement.

As a Clarkson College student, you have free unlimited access to the LinkedIn Learning platform. You can find courses in areas such as time management, study skills, effective notetaking, career readiness, resume building, public speaking, and interview techniques, to mention a few. Furthermore, technical courses in data analysis and Microsoft 365 software can empower you with practical, in-demand skills that are increasingly important in a competitive job market and in your academic journey.

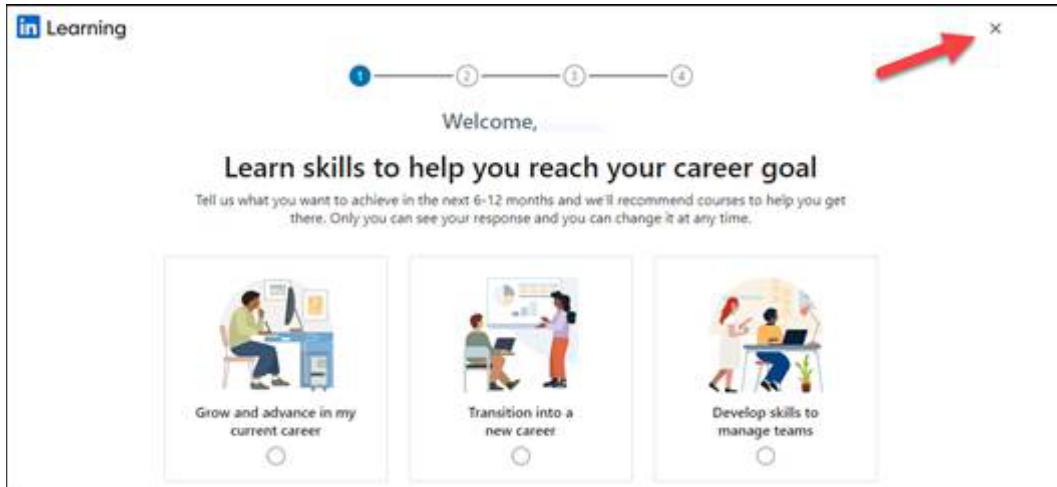
Activating Your LinkedIn Learning License

To activate your free LinkedIn Learning license, log on to office 365 and follow these simple steps.

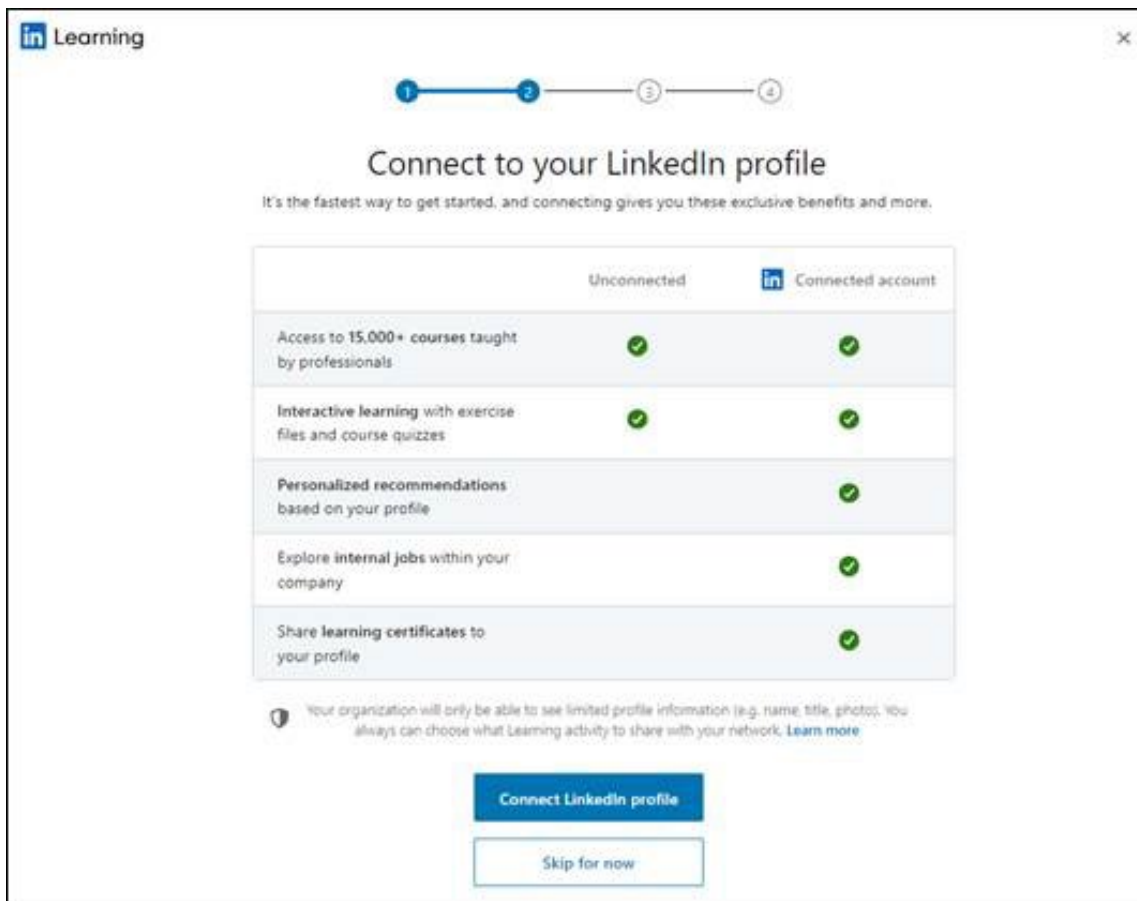
1. Find the LinkedIn Learning app on your Microsoft 365 dashboard. If you can't see it, click the waffle menu from the top-left corner and click the "All apps" link. You can also type "LinkedIn Learning" in the search field.



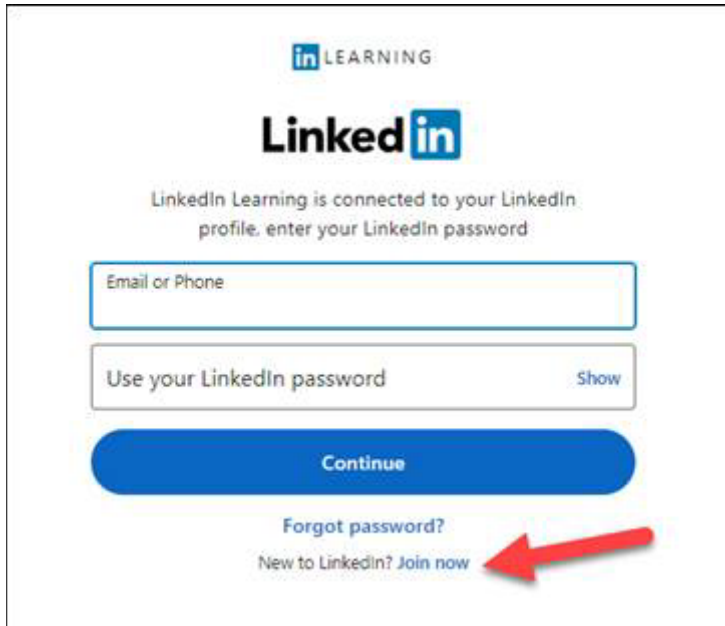
- After launching the app, you will be asked some onboarding questions, such as your career goal. You can skip that question if you are not ready to answer it by clicking the “X”.



- Next, you will be asked to connect to your existing personal LinkedIn profile. You can choose to connect, or “Skip for now” if you don’t currently have a LinkedIn account. There are certain advantages of connecting to your existing LinkedIn profile as shown below. You can always disconnect it if you change your mind later.



4. If you already have a LinkedIn profile, sign in using your personal credentials. If you don't have a LinkedIn profile yet, click **"Join now"**.



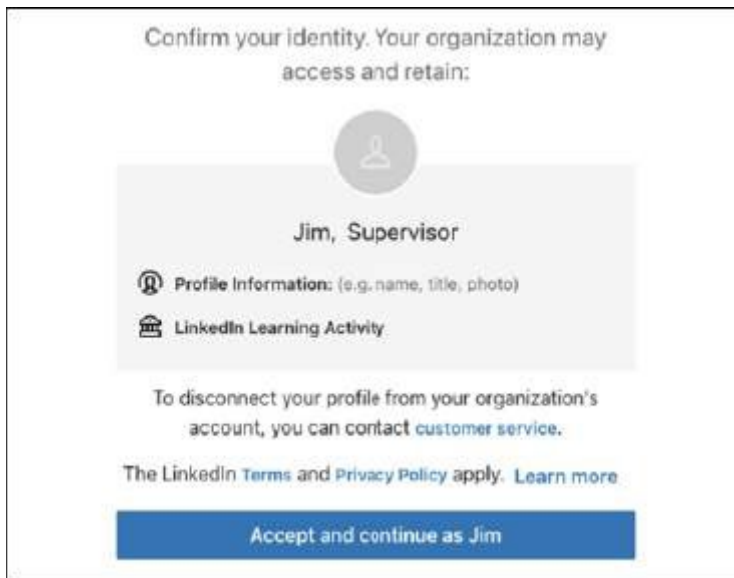
in LEARNING

LinkedIn

LinkedIn Learning is connected to your LinkedIn profile. enter your LinkedIn password

 Show

5. Next, click **"Accept and continue"** after confirming your identity.



Confirm your identity. Your organization may access and retain:

Jim, Supervisor

- Profile Information: (e.g. name, title, photo)
- LinkedIn Learning Activity

To disconnect your profile from your organization's account, you can contact customer service.

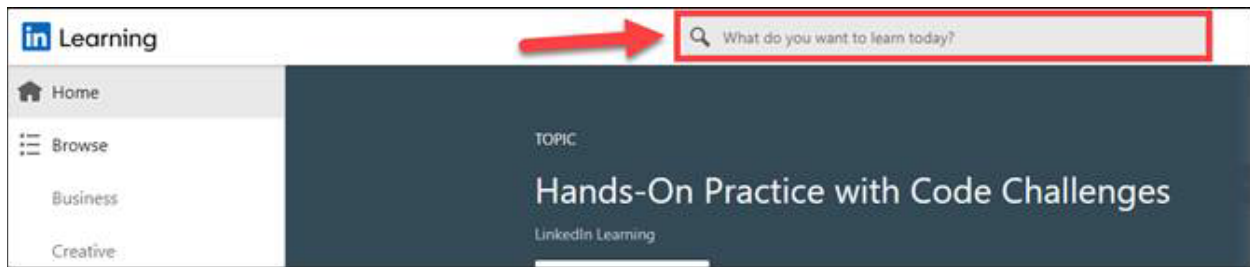
The LinkedIn Terms and Privacy Policy apply. [Learn more](#)

Accept and continue as Jim

6. Finally, follow the prompts to set the skills you are interested in learning, set your weekly learning goals, and you are ready to get started!

Searching for Content

To search for content, type what you are looking for in the search box and hit Enter.



LinkedIn Support

For technical support, click the dropdown menu located under your profile picture. Then, click **Get Help**. For other questions related to the platform, contact the Center for Teaching Excellence at cte@clarksoncollege.edu.

