

Setting Up LockDown Browser for a Canvas Test

What is LockDown Browser?

LockDown Browser is a custom browser that locks down the testing environment in Canvas. When students use LockDown Browser to access a quiz, they are unable to print, copy, visit other websites, access other applications, or close a quiz until it is submitted for grading. Quizzes created for use with LockDown Browser cannot be accessed with standard browsers.

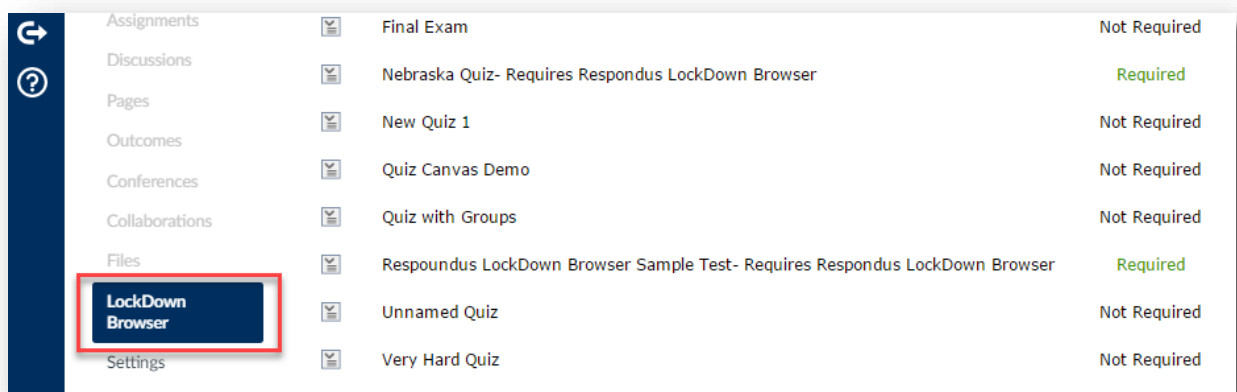
Compatibility

LockDown Browser is currently compatible with Windows and Mac computers only. Have additional computers in your classroom in case some of your students have Chromebooks or other non-compatible devices.

Preparing a Quiz

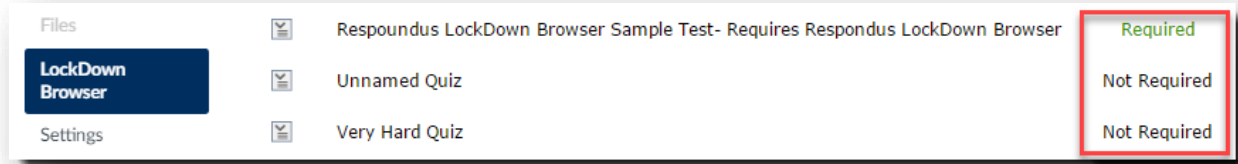
To set up a quiz in Canvas that requires students to use LockDown Browser, follow these steps:

1. Make sure the quiz has been deployed in the Canvas course.
2. From the Course Navigation in Canvas, select LockDown Browser.

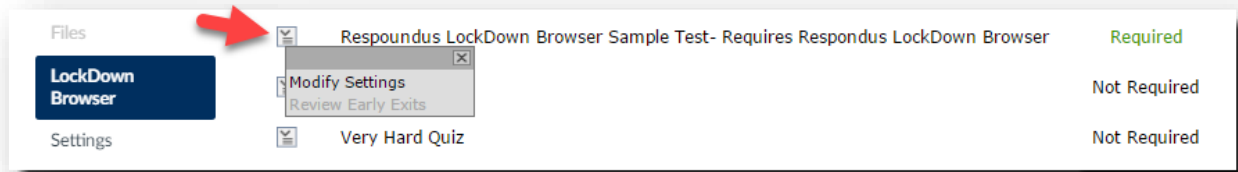


3. A list of quizzes in the course will be displayed.

- Quizzes labeled with **Required** require students to use LockDown Browser.
- Quizzes labeled with **Not Required** do not require students to use LockDown Browser.

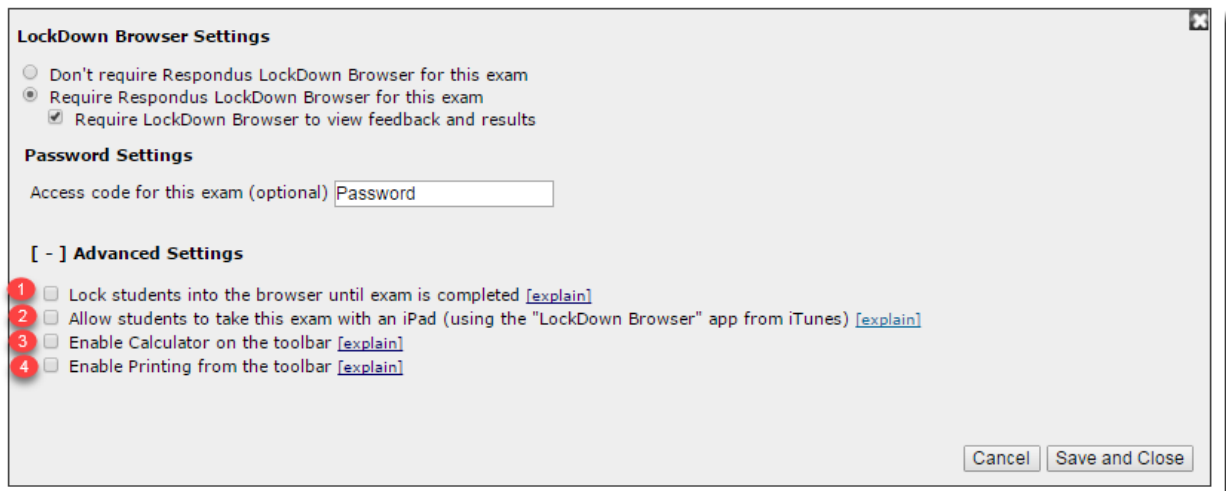


4. To change the settings, select **Modify Settings** from the context menu to the left of the quiz title and select the desired option.



You may additionally require that LockDown Browser be used to view quiz feedback and results.

Advanced Settings



- The first setting will prevent students from exiting the browser until the exam is completed. It is better not to check that box in case of an emergency or a power outage.

- The second setting will allow students to take the exam with an iPad, using the free LockDown Browser app. Do not check the box since the app is a work in progress.
- The third and fourth settings allow instructors to provide students with a calculator or print function in the LockDown Browser toolbar.

For additional information, select the **[explain]** link that follows each setting.

Click Save and Close to apply the settings.

Final Recommendations

Run a demo test with your students before using it with a graded exam to ensure everything will run smoothly.

Include clear directions in your exams when requiring LockDown Browser. For example:

“This quiz requires Respondus LockDown Browser. Please launch Respondus LockDown Browser to take this quiz or view your quiz results.

If you have not already installed the browser, please download it from here:

<http://www.respondus.com/lockdown/download.php?id=959950603>

Clarkson College students must use this unique download link associated with our college.